



# **RICM 4 Project RobAIR tweets!**

**EZ-ZINE Najwa**

**JEAN Jordan**


# What is it about?

Get to know RobAIR!

# Welcome RobAIR!

- Lowcost
- DIY

★ Social networks

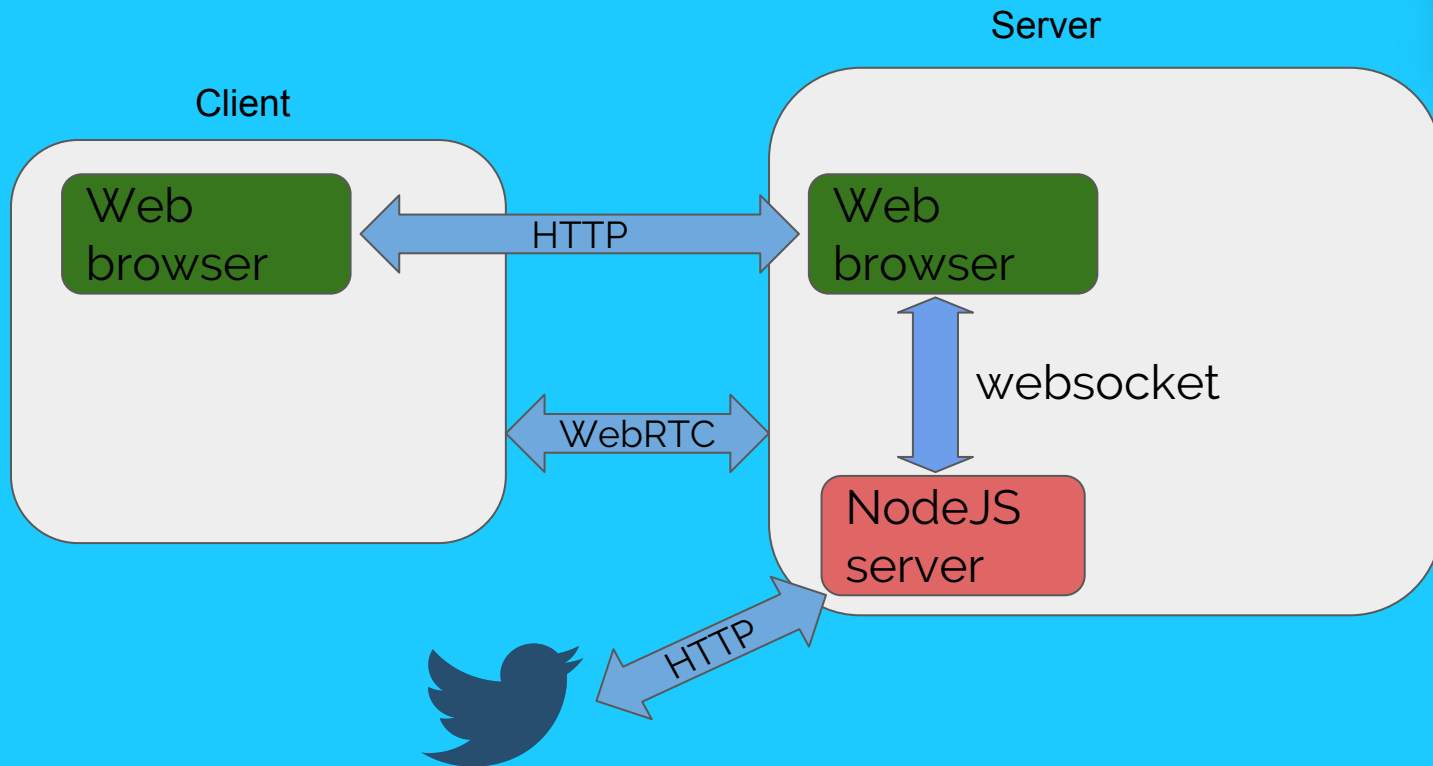


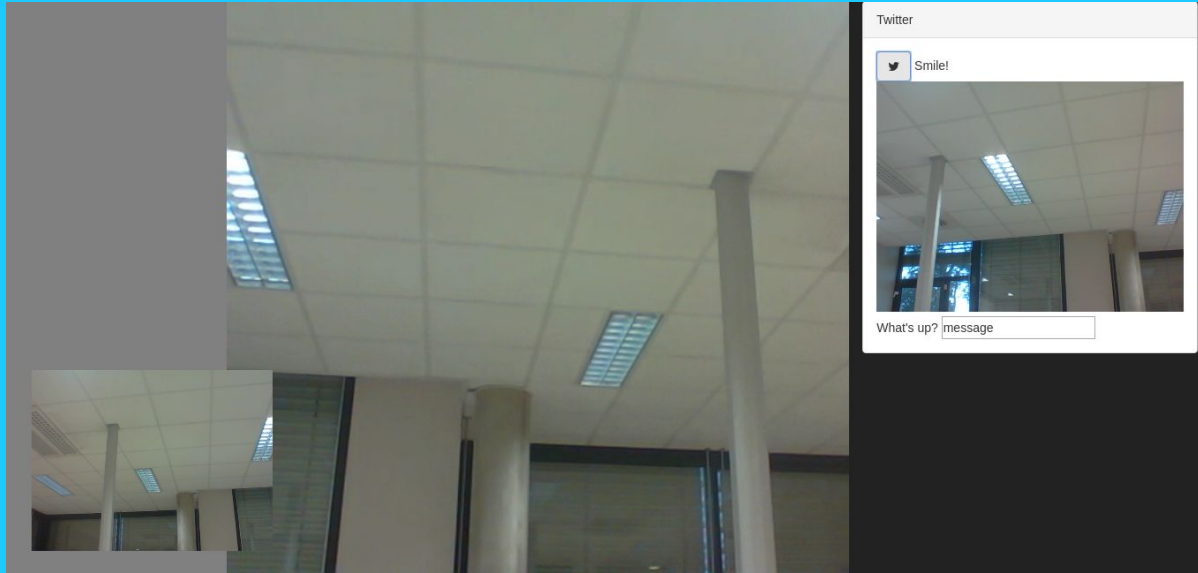
# Technologies & Achievements

A deep dive in our project!



# RobAIR environment





- Real Time Communication (RTC)
- Take a picture.

# TwitterAPI

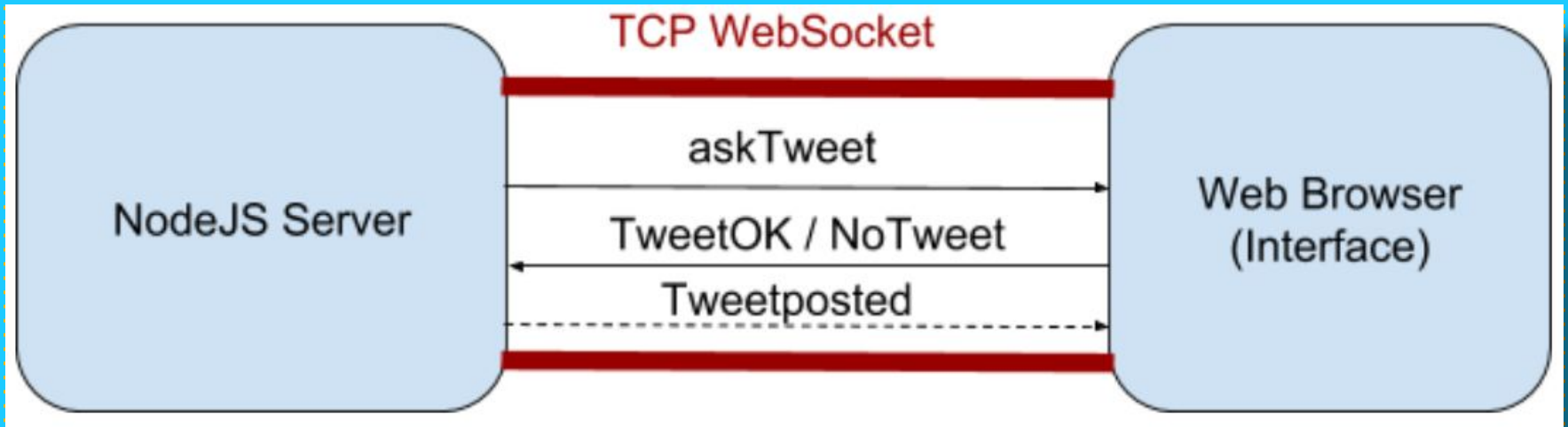
- PHP : TwitterOAuth 



- TwitterJSClient by BoyCook : 2016 

- Twit by Ttezel 

## WebSockets








- Prompt()

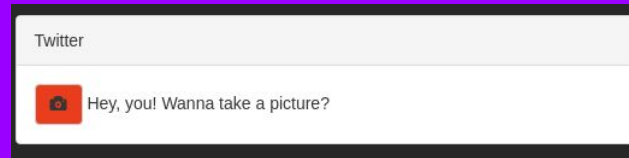
A screenshot of a web browser's 'You're about to tweet' dialog box. The dialog has a light gray background. At the top, the text 'You're about to tweet' is displayed. Below it is a text input field containing the placeholder text 'What's up?'. At the bottom right of the dialog are two buttons: a blue 'OK' button and a gray 'Annuler' button.

- TextArea
- Bootstrap modal



tracking.js

- Offers face detection
- Many other features => future

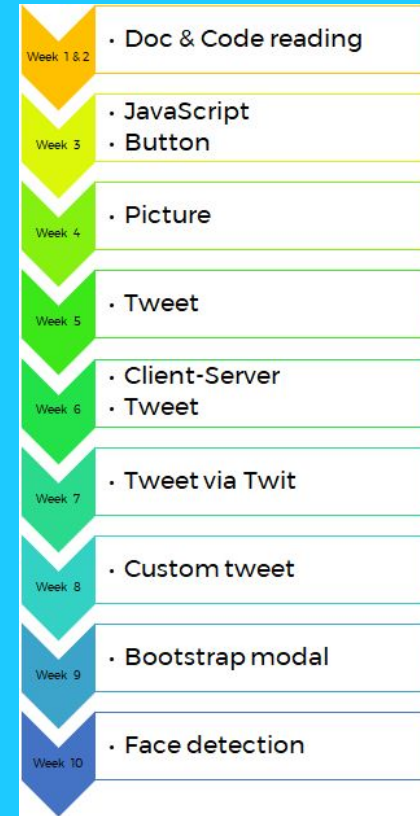


# Project management

A glimpse of our project skeleton!

## SCRUM

- What are we going to do? Who does what?
- Are we going to make it? Is everything ok?
- Retrospective : review what we did? How could it have been better?
- Roles.
- No problems with new requests.



## Methods

## Setbacks

- RobAIR Installation
- RobAIR complex architecture
- Little to no experience with languages required

# Conclusion & Future

Ideas for further improvements!

## Ideas

- Using picture feature
- Other social networks
  - Not Instagram
- Using Tracking.js other features
- Other library for a better accuracy

**5**

**DEMO!**





# THANKS !

Any questions?